

3D RAISED CROSSWALK

Code: PP-3D



WHAT IS THE 3D RAISED CROSSWALK?




A visual device designed to alter the appearance of the asphalt surface, it is intended to allow pedestrians free passage.

Its purpose is to give clear right of way to pedestrians while encouraging drivers to slow down due to the striking optical effect it creates.

Perfectly suited for locations near schools, crosswalkings, hospitals, or any setting that demands lower vehicle speed.

Features

- Its dynamic shape and optical illusion effect encourage drivers to reduce speed rather than abrupt full stop.
- Consists of modules that can be combined to create a speed hump of the desired length.
- Primarily composed of a 3D ramp circuit, with end caps on both sides and center plates featuring a two-color (yellow and black) design.
- Non-skid surface that ensures a safe crossing for pedestrians and prevents vehicles from skidding.
- Additionally, its blue, white, and yellow 3D relief has embedded glass beads that reflect light from vehicle headlights at night, creating a flashing effect.
- The end caps are equipped with grids that allow water to flow freely at the edges of the 3D speed hump.
- Manufactured of black and yellow polyethylene, a material that does not damage vehicles.
- Suitable for replacing concrete speed bumps.
- Easy and safe to install, as the modules feature boreholes for secure anchoring.

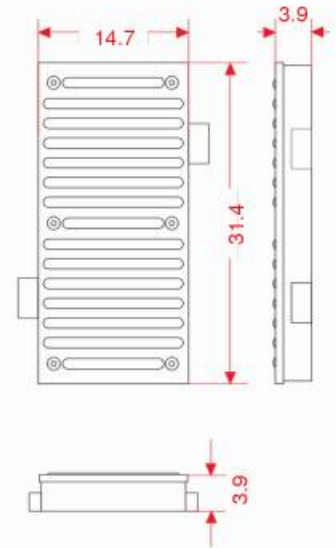
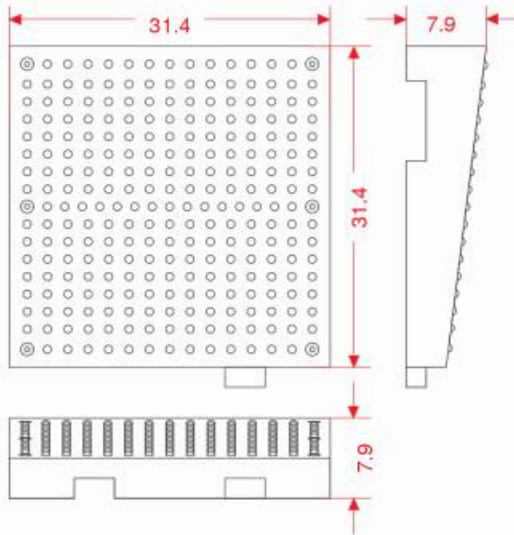
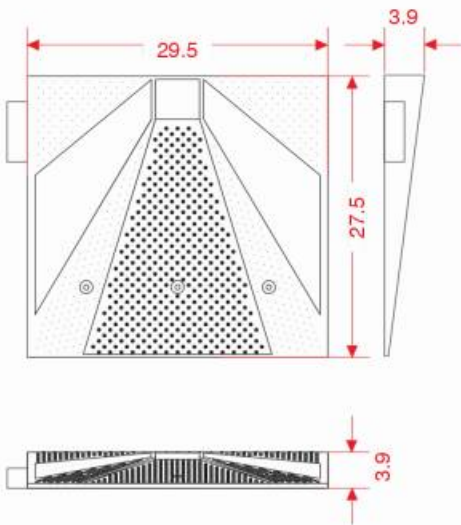


3D RAISED CROSSWALK

CODE: PP-3D

Dimensions and other measurements are nominal and may vary by $\pm 2\%$

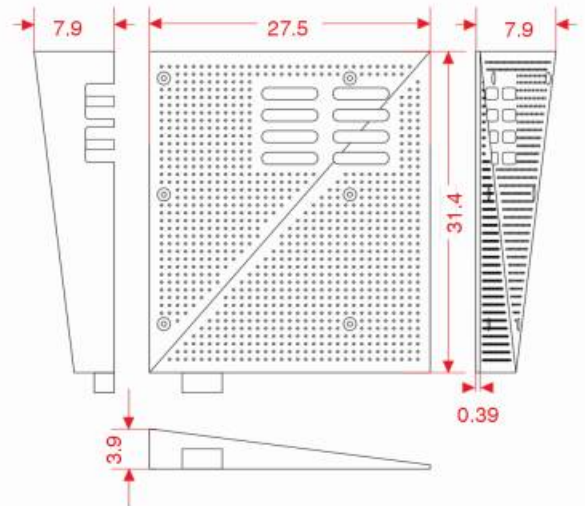
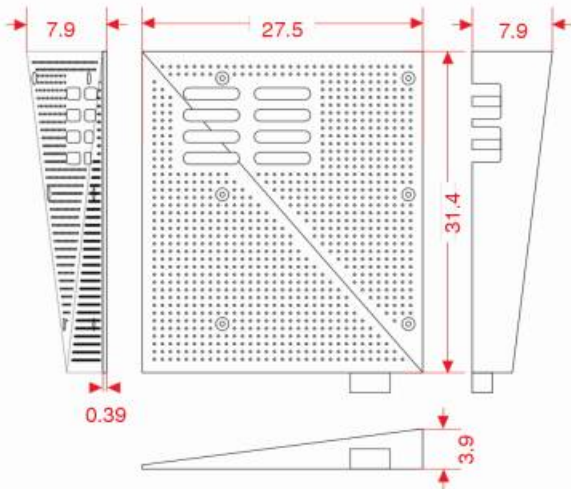
Dimension are in inches



Measures	
Total	Length: 29.5 in. Width: 27.5 in. Height: 3.9 in.
Reflective:	3D glass bead
Reflective colours:	White, yellow, blue

Measures	
Total	Length: 31.4 in. Width: 31.4 in. Height: 7.9 in.

Measures	
Total	Length: 31.4 in. Width: 14.7 in. Height: 3.9 in.



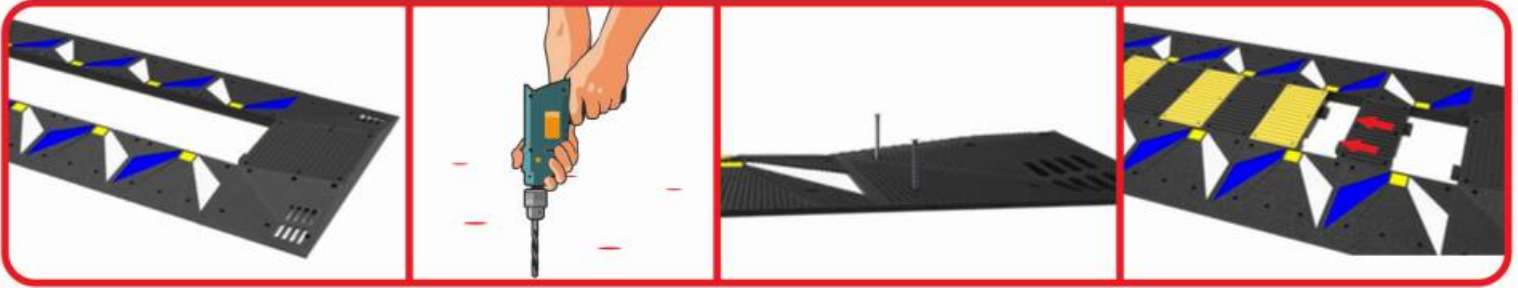
Measures	
Total	Length: 31.4 in. Width: 27.5 in. Height: 7.9 in.

Measures	
Total	Length: 31.4 in. Width: 27.5 in. Height: 7.9 in.

3D RAISED CROSSWALK

Code: PP-3D

Dimensions and other measures are nominal and may vary by $\pm 2\%$



Anchoring

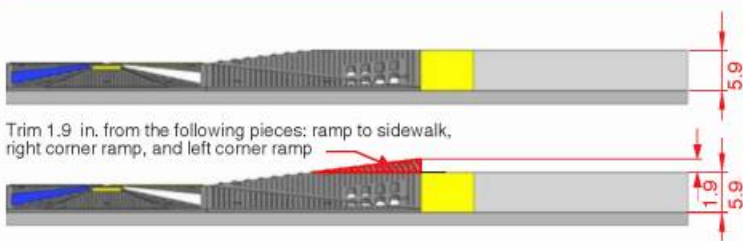
Procedure for anchoring to asphalt:

- 1.- Start by assembling the pedestrian path circuit. This will serve as a template to mark the boreholes position.
- 2.- Drill the boreholes using a 1/2 in. concrete bit to a depth of 7 inches.
- 3.- Apply epoxy resin into the borehole to improve provide a more secure hold.
- 4.- Place the ramps in position and insert the anchors, nailing them gently without harming the product.
- 5.- Finally, place the center plates, mark the boreholes again, and repeat steps 2 through 4.

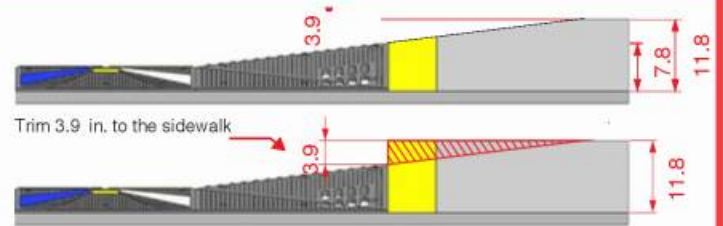
Procedure for anchoring to concrete:

- 1.- Mark the borehole positions using the speed hump as a template.
- 2.- Drill the boreholes using a 1/2 in. concrete bit to a depth of 7 inches.
- 3.- Countersink the boreholes using a 7/8 in. bit to the same depth (7 in.).
- 4.- Fill the holes with epoxy resin to ensure strong anchoring.
- 5.- Place the speed hump in position and insert the galvanized hex head screws, 1/2 in. x 12 in., with flat washers, ONLY in the central holes and nail them in carefully to avoid damaging the product.
- 6.- At the ends of the speed hump, use extra-long expansion anchor plugs (\varnothing 0.7 in. x 5.5 in.) with Ultrafix hex head screw (\varnothing 3/8 in. x 5.9 in.) and 3/8 in. flat washer.

5.9 in. or 11.8 in. SIDEWALK



Trim 1.9 in. from the following pieces: ramp to sidewalk, right corner ramp, and left corner ramp



Trim 3.9 in. to the sidewalk



Anchoring to concrete:



- 21 v \varnothing 3/8 in. x 5.9 in. Ultrafix hex head screw
- \varnothing 0.7 in. x 5.5 in. extra-large anchor plug

Asphalt:

1/2 in. diameter x 9.8 in. length steel nail

1/2 in. diameter x 12 in. length galvanized hex head screw



3D RAISED CROSSWALK

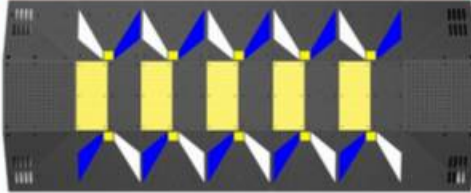
CODE: PP1-1 3D/PP1-23D/PP1-33D/PP1-43D/PP16-53D/PP1-63D

3D RAISED CROSSWALK MODELS

Center section with polyethylene stripes

CODE: PP1-1 3D (7.2 ft x 17.5 ft)

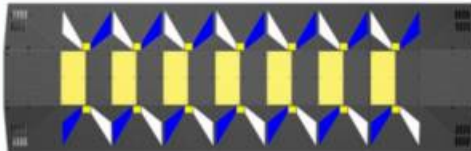
Anchors (total): 146



Measures			Corner ramp		Long step		3D ramp	Ramp to sidewalk	TOTAL PIECES
Total width	Total length (street width)	Width for pedestrians	Right	Left	Yellow	Black			
7.2 ft	17.5 ft	2.6 ft	2	2	5	5	10	2	26

CODE: PP1-1 3D (7.2 ft x 22.4 ft)

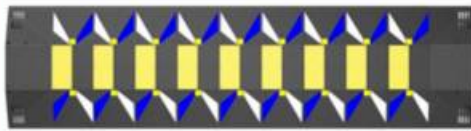
Anchors (total): 190



Measures			Corner ramp		Long step		3D ramp	Ramp to sidewalk	TOTAL PIECES
Total width	Total length (street width)	Width for pedestrians	Right	Left	Yellow	Black			
7.2 ft	22.4 ft	2.6 ft	2	2	7	7	14	2	34

CODE: PP1-1 3D (7.2 ft x 27.4 ft)


Anchors (total): 234



Measures			Corner ramp		Long step		3D ramp	Ramp to sidewalk	TOTAL PIECES
Total width	Total length (street width)	Width for pedestrians	Right	Left	Yellow	Black			
7.2 ft	27.4 ft	2.6 ft	2	2	9	9	18	2	42

CODE: PP1-1 3D (7.2 ft x 32.3 ft)


Anchors (total): 278



Measures			Corner ramp		Long step		3D ramp	Ramp to sidewalk	TOTAL PIECES
Total width	Total length (street width)	Width for pedestrians	Right	Left	Yellow	Black			
7.2 ft	32.3 ft	2.6 ft	2	2	11	11	22	2	50

CODE: PP1-5 3D (7.2 ft x 37.2 ft)


Anchors (total): 322



Measures			Corner ramp		Long step		3D ramp	Ramp to sidewalk	TOTAL PIECES
Total width	Total length (street width)	Width for pedestrians	Right	Left	Yellow	Black			
7.2 ft	37.2 ft	2.6 ft	2	2	13	13	26	2	58

CODE: PP1-6 3D (7.2 ft x 39.7 ft)

Anchors (total): 344



Measures			Corner ramp		Long step		3D ramp	Ramp to sidewalk	TOTAL PIECES
Total width	Total length (street width)	Width for pedestrians	Right	Left	Yellow	Black			
7.2 ft	39.7 ft	2.6 ft	2	2	14	14	28	2	62

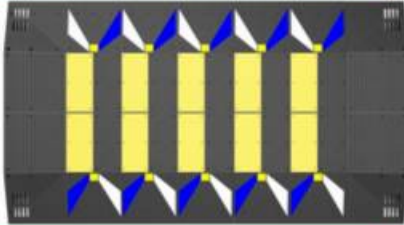
3D RAISED CROSSWALK

CODE: PP2-1 3D/PP2-23D/PP2-33D/PP2-43D/PP2-53D/PP2-63D

3D RAISED CROSSWALK MODELS Center section with polyethylene stripes

CODE: PP2-1 3D (9.8 ft. x 17.5 ft)

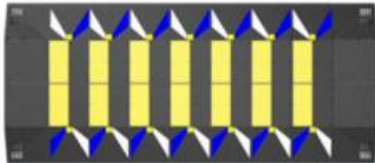
Anchors (total): 218



Measures			Corner ramp		Long step		3D ramp	Ramp to sidewalk	TOTAL PIECES
Total width	Total length (street width)	Width for pedestrians	Right	Left	Yellow	Black			
9.8 ft	17.5 ft	5.2 ft	2	2	10	10	10	4	38

CODE: PP2-2 3D (9.8 ft x 22.4 ft)

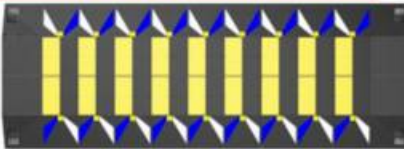
Anchors (total): 286



Measures			Corner ramp		Long step		3D ramp	Ramp to sidewalk	TOTAL PIECES
Total width	Total length (street width)	Width for pedestrians	Right	Left	Yellow	Black			
9.8 ft	22.4 ft	5.2 ft	2	2	14	14	14	4	50

CODE: PP2-3 3D (9.8 ft x 27.4 ft)

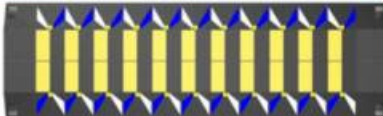
Anchors (total): 354



Measures			Corner ramp		Long step		3D ramp	Ramp to sidewalk	TOTAL PIECES
Total width	Total length (street width)	Width for pedestrians	Right	Left	Yellow	Black			
9.8 ft	27.4 ft	5.2 ft	2	2	18	18	18	4	62

CODE: PP2-4 3D (9.8 ft x 32.3 ft)

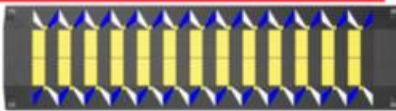
Anchors (total): 422



Measures			Corner ramp		Long step		3D ramp	Ramp to sidewalk	TOTAL PIECES
Total width	Total length (street width)	Width for pedestrians	Right	Left	Yellow	Black			
9.8 ft	32.3 ft	5.2 ft	2	2	22	22	22	4	74

CODE: PP2-5 3D (9.8 ft x 37.2 ft)

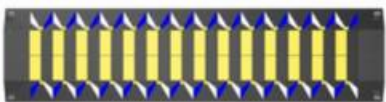
Anchors (total): 490



Measures			Corner ramp		Long step		3D ramp	Ramp to sidewalk	TOTAL PIECES
Total width	Total length (street width)	Width for pedestrians	Right	Left	Yellow	Black			
9.8 ft	37.2 ft	5.2 ft	2	2	26	26	26	4	86

CODE: PP2-6 3D (9.8 ft x 39.7 ft)

Anchors (total): 524



Measures			Corner ramp		Long step		3D ramp	Ramp to sidewalk	TOTAL PIECES
Total width	Total length (street width)	Width for pedestrians	Right	Left	Yellow	Black			
9.8 ft	39.7 ft	5.2 ft	2	2	28	28	28	4	92

3D RAISED CROSSWALK

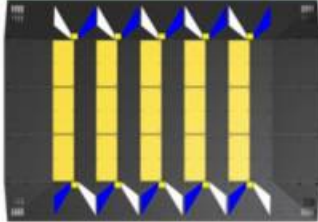
CODE: PP3-1 3D/PP3-23D/PP3-33D/PP3-43D/PP3-53D/PP3-63D

3D RAISED CROSSWALK MODELS

Center section with polyethylene

CODE: PP3-1 3D (12.4 ft x 17.5 ft)

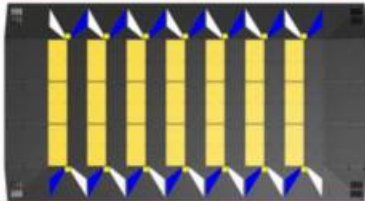
Anchors (total): 290



Measures			Corner ramp		Long step		3D ramp	Ramp to sidewalk	TOTAL PIECES
Total width	Total length (street width)	Width for pedestrians	Right	Left	Yellow	Black			
12.4 ft	17.5 ft	7.9 ft	2	2	15	15	10	6	50

CODE: PP3-2 3D (12.4 ft x 22.4 ft)

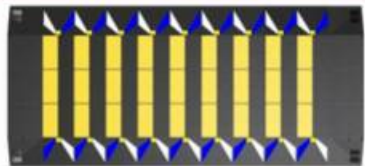
Anchors (total): 382



Measures			Corner ramp		Long step		3D ramp	Ramp to sidewalk	TOTAL PIECES
Total width	Total length (street width)	Width for pedestrians	Right	Left	Yellow	Black			
12.4 ft	22.4 ft	7.9 ft	2	2	21	21	14	6	66

CODE: PP3-3 3D (12.4 ft x 27.4 ft)

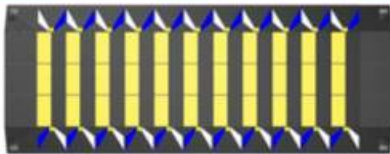
Anchors (total): 474



Measures			Corner ramp		Long step		3D ramp	Ramp to sidewalk	TOTAL PIECES
Total width	Total length (street width)	Width for pedestrians	Right	Left	Yellow	Black			
12.4 ft	27.4 ft	7.9 ft	2	2	27	27	18	6	82

CODE: PP3-4 3D (12.4 ft x 32.3 ft)

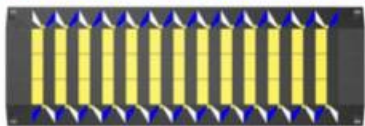
Anchors (total): 566



Measures			Corner ramp		Long step		3D ramp	Ramp to sidewalk	TOTAL PIECES
Total width	Total length (street width)	Width for pedestrians	Right	Left	Yellow	Black			
12.4 ft	32.3 ft	7.9 ft	2	2	33	33	22	6	98

CODE: PP3-5 3D (12.4 ft x 37.2 ft)

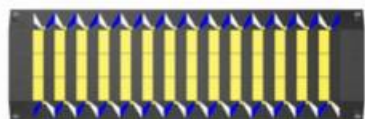
Anchors (total): 658



Measures			Corner ramp		Long step		3D ramp	Ramp to sidewalk	TOTAL PIECES
Total width	Total length (street width)	Width for pedestrians	Right	Left	Yellow	Black			
12.4 ft	37.2 ft	7.9 ft	2	2	39	39	26	6	114

CODE: PP3-6 3D (12.4 ft x 39.7 ft)

Anchors (total): 704



Measures			Corner ramp		Long step		3D ramp	Ramp to sidewalk	TOTAL PIECES
Total width	Total length (street width)	Width for pedestrians	Right	Left	Yellow	Black			
12.4 ft	39.7 ft	7.9 ft	2	2	42	42	28	6	122


3D RAISED CROSSWALK

CODE: PP4-1 3D/PP4-23D/PP4-33D/PP4-43D/PP4-53D/PP4-63D

3D RAISED CROSSWALK MODELS Center section with polyethylene stripes

CODE: PP4-1 3D (15.0 ft x 17.5 ft)


Anchors (total): 362



Measures			Corner ramp		Long step		3D ramp	Ramp to sidewalk	TOTAL PIECES
Total width	Total length (street width)	Width for pedestrians	Right	Left	Yellow	Black			
15 ft	17.5 ft	10.5 ft	2	2	20	20	10	8	62

CODE: PP4-2 3D (15.0 ft x 22.4 ft)


Anchors (total): 478



Measures			Corner ramp		Long step		3D ramp	Ramp to sidewalk	TOTAL PIECES
Total width	Total length (street width)	Width for pedestrians	Right	Left	Yellow	Black			
15 ft	22.4 ft	10.5 ft	2	2	28	28	14	8	82

CODE: PP4-3 3D (15.0 ft x 27.4 ft)


Anchors (total): 594



Measures			Corner ramp		Long step		3D ramp	Ramp to sidewalk	TOTAL PIECES
Total width	Total length (street width)	Width for pedestrians	Right	Left	Yellow	Black			
15 ft	27.4 ft	10.5 ft	2	2	36	36	18	8	102

CODE: PP4-4 3D (15.0 ft x 32.3 ft)


Anchors (total): 710



Measures			Corner ramp		Long step		3D ramp	Ramp to sidewalk	TOTAL PIECES
Total width	Total length (street width)	Width for pedestrians	Right	Left	Yellow	Black			
15 ft	32.3	10.5 ft	2	2	44	44	22	8	122

CODE: PP4-5 3D (15.0 ft x 37.2 ft)

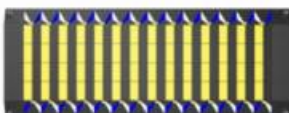
Anchors (total): 826



Measures			Corner ramp		Long step		3D ramp	Ramp to sidewalk	TOTAL PIECES
Total width	Total length (street width)	Width for pedestrians	Right	Left	Yellow	Black			
15 ft	37.2 ft	10.5 ft	2	2	52	52	26	8	142

CODE: PP4-6 3D (15.0 ft x 39.7 ft)

Anchors (total): 884



Measures			Corner ramp		Long step		3D ramp	Ramp to sidewalk	TOTAL PIECES
Total width	Total length (street width)	Width for pedestrians	Right	Left	Yellow	Black			
15 ft	39.7 ft	10.5 ft	2	2	56	56	28	8	152

3D RAISED CROSSWALK


CODE: PP5-1 3D/PP5-23D/PP5-33D/PP5-43D/PP5-53D/PP5-63D

3D RAISED CROSSWALK MODELS

Center section with polyethylene stripes

CODE: PP5-1 3D (17.7 ft x 17.5 ft)


Anchors (total): 434



Measures			Corner ramp		Long step		3D ramp	Ramp to sidewalk	TOTAL PIECES
Total width	Total length (street width)	Width for pedestrians	Right	Left	Yellow	Black			
17.7 ft	17.5 ft	13.1 ft	2	2	25	25	10	10	74

CODE: PP5-2 3D (17.7 m x 22.4 ft)


Anchors (total): 574



Measures			Corner ramp		Long step		3D ramp	Ramp to sidewalk	TOTAL PIECES
Total width	Total length (street width)	Width for pedestrians	Right	Left	Yellow	Black			
17.7 ft	22.4 ft	13.1 ft	2	2	35	35	14	10	98

CODE: PP5-3 3D (17.7 ft x 27.4 ft)


Anchors (total): 714



Measures			Corner ramp		Long step		3D ramp	Ramp to sidewalk	TOTAL PIECES
Total width	Total length (street width)	Width for pedestrians	Right	Left	Yellow	Black			
17.7 ft	27.4 ft	13.1 ft	2	2	45	45	18	10	122

CODE: PP5-4 3D (17.7 ft x 32.3 ft)


Anchors (total): 854



Measures			Corner ramp		Long step		3D ramp	Ramp to sidewalk	TOTAL PIECES
Total width	Total length (street width)	Width for pedestrians	Right	Left	Yellow	Black			
17.7 ft	32.3 ft	13.1 ft	2	2	55	55	22	10	146

CODE: PP5-5 3D (17.7 ft x 37.2 ft)


Anchors (total): 994



Measures			Corner ramp		Long step		3D ramp	Ramp to sidewalk	TOTAL PIECES
Total width	Total length (street width)	Width for pedestrians	Right	Left	Yellow	Black			
17.7 ft	37.2 ft	13.1 ft	2	2	65	65	26	10	170

CODE: PP5-6 3D (17.7 ft x 39.7 ft)

Anchors (total): 1064



Measures			Corner ramp		Long step		3D ramp	Ramp to sidewalk	TOTAL PIECES
Total width	Total length (street width)	Width for pedestrians	Right	Left	Yellow	Black			
17.7 ft	39.7 ft	13.1 ft	2	2	70	70	28	10	182

3D RAISED CROSSWALK


CODE: PP6-1 3D/PP6-23D/PP6-33D/PP6-43D/PP6-53D/PP6-63D

3D RAISED CROSSWALK MODELS

Center section with polyethylene stripes

CODE: PP6-1 3D (20.3 ft x 17.5 ft)


Anchors (total): 506



Measures			Corner ramp		Long step		3D ramp	Ramp to sidewalk	TOTAL PIECES
Total width	Total length (street width)	Width for pedestrians	Right	Left	Yellow	Black			
20.3 ft	17.5 ft	15.7 ft	2	2	30	30	10	10	86

CODE: PP6-2 3D (20.3 ft x 22.4 ft)


Anchors (total): 670



Measures			Corner ramp		Long step		3D ramp	Ramp to sidewalk	TOTAL PIECES
Total width	Total length (street width)	Width for pedestrians	Right	Left	Yellow	Black			
20.3 ft	22.4 ft	15.7 ft	2	2	42	42	14	12	114

CODE: PP6-3 3D (20.3 ft x 27.4 ft)


Anchors (total): 834



Measures			Corner ramp		Long step		3D ramp	Ramp to sidewalk	TOTAL PIECES
Total width	Total length (street width)	Width for pedestrians	Right	Left	Yellow	Black			
20.3 ft	27.4 ft	15.7 ft	2	2	54	54	18	12	142

CODE: PP6-4 3D (20.3 ft x 32.3 ft)


Anchors (total): 998



Measures			Corner ramp		Long step		3D ramp	Ramp to sidewalk	TOTAL PIECES
Total width	Total length (street width)	Width for pedestrians	Right	Left	Yellow	Black			
20.3 ft	32.3 ft	15.7 ft	2	2	66	66	22	12	170

CODE: PP6-5 3D (20.3 ft x 37.2 ft)


Anchors (total): 1162



Measures			Corner ramp		Long step		3D ramp	Ramp to sidewalk	TOTAL PIECES
Total width	Total length (street width)	Width for pedestrians	Right	Left	Yellow	Black			
20.3 ft	37.2 ft	15.7 ft	2	2	78	78	26	12	198

CODE: PP6-6 3D (20.3 ft x 39.7 ft)

Anchors (total): 1244



Measures			Corner ramp		Long step		3D ramp	Ramp to sidewalk	TOTAL PIECES
Total width	Total length (street width)	Width for pedestrians	Right	Left	Yellow	Black			
20.3 ft	39.7 ft	15.7 ft	2	2	84	84	28	12	212