

Leader don't follow steps
... marks the way

WHAT IS A VITEMFLEX® POST?

Preventive signalise, flexible post, special to mark and limit that dangerous zones in streets and roadways. Also used as traffic aligners, always calling for drivers attention about risky areas.

Its main function is avoid invasion of vehicles on pedestrian and forbidden zones, useful as a safety road limiters, dividing the street room between cars and people.


The suggested modality use is forming large rows of various elements along the sidewalks, civil squares and else marking clearly and saving lifes.

Images are merely illustrative models.



FEATURES

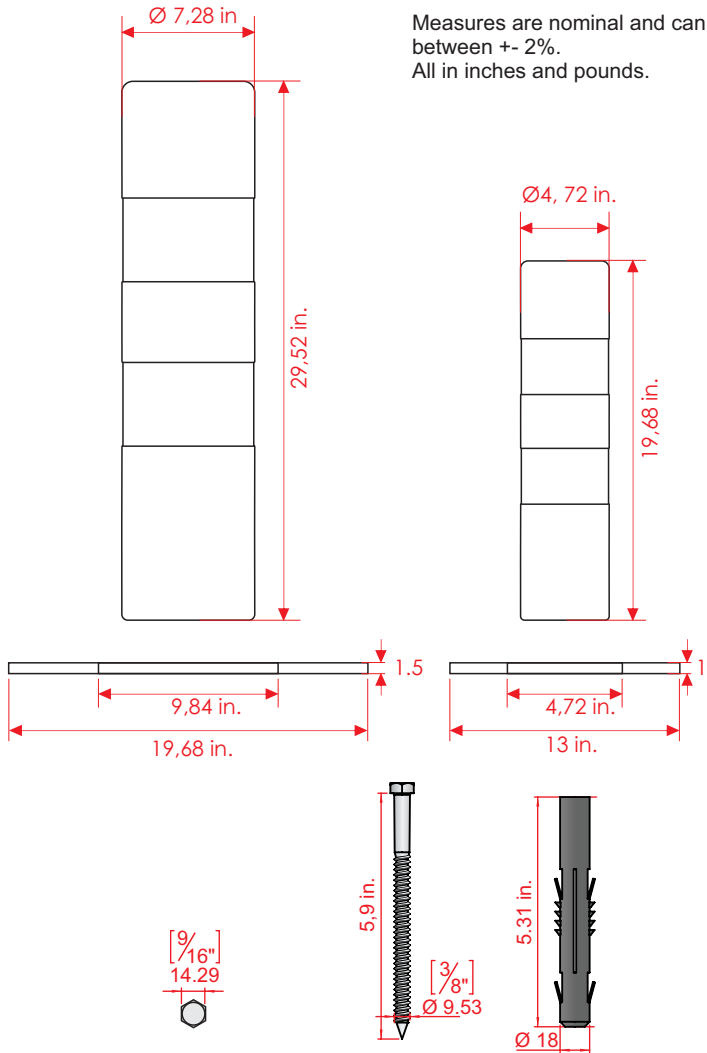
- Vitemflex® Post comes in 2 heights, 29,52 and 19,68 in.
- 100% flexible and 100% vehicle impact resistant.
- Can support number of run-ins recovering his original form and vertical position.
- Made out in Vitemflex®, our special registered material very malleable, and absolutely harmless to persons, vehicles or fauna.
- This post has been produced following the european standard UNE 135363:98 referring to traffic beacons.
- Has a little peephole atop to introduce the washer inside for fix item to floor (see picture beside).
- Line color traffic yellow for the utmost visibility (more colors on demand with your request for more than 500 items).
- 2 reflective rings prismatic grade for maintain visible on dark conditions.
- Easy installation, replace and change.
- Safe anchorage to floor by a big plastic washer fixed in its center to give body stability and hard to uproot.
- PVC hexagonal base (optional).



Vitemflex® Post

Code: ITO-VF-50 /ITO-VF-75

Measures are nominal and can vary, between +/- 2%. All in inches and pounds.



TOP VIEW

FRONT VIEW

Measure

	without Base			with Base		
	height	Ø	weight	height	Ø	weight
VF-50	19,68	4,72	1,1 lb.	20,66	13	4 lb.
VF-75	29,52	7,28	2,2 lb.	30,51	19,68	9,61 lb.

All quantities in inches and pounds.

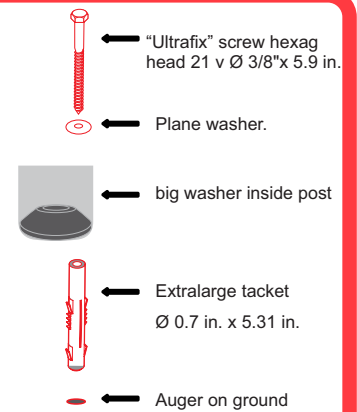
Reflective rings color: white.

Anchorage System

Mark three holes on ground for place post's base. Then perforate with a 3/4" drill bit down to a 7" depth. Once the holes are correct introduce the tackets and place the Vitemflex® Post.

Settle the 3/8" washer. Wrist it with the help of a 9/16" nut socket connected to a large "T". You must go through the post by atop peephole to turn screw right enough.

Your installation is complete.



Go through the post with a large "T" tight screw

