

Triangular Bollard

Code: PT-70

Leader don't follow steps
... marks the way



WHAT BOLLARDS ARE?

Beutifier for cities and towns highly resistant and with an important protection function indicating alignment for traffic flow. Has three reflectives faces for a strong attention call.

Its main function is to avoid vehicles enter to forbidden zones, also works as safety traffic limiters.

Its mainly suggested use on rows and rotundi impeding cars to penetrate in forbidden areas, like pedestrian areas or bicycle protected lanes.

FEATURES

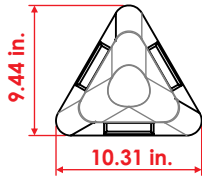
- Triangular Bollard, idoneus to place in urban vehicles bypasses and in only pedestrian passes, parking lots, subway corridors, rotundi and central ridges.
- Useful urban alignment.
- Heavy impact resistant.
- Contributes to a more safety environment.
- Made out in medium density polyethylene.
- UV ray resistant.
- Long durability.
- Its tubular steel soul makes it more strong.
- Easy installing, well drowned to floor.
- With a wide reflectives zone for a better visibility in dark hours.



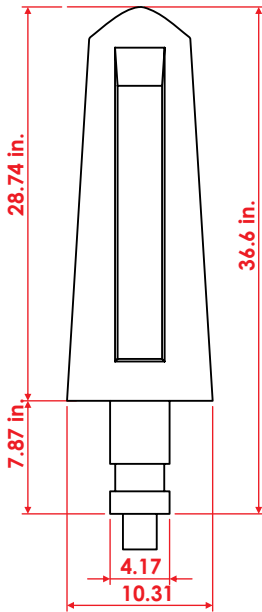
Triangular Bollard

Code: PT-70

Measures are nominal and can vary, between +- 2%. All dimensions in inches.

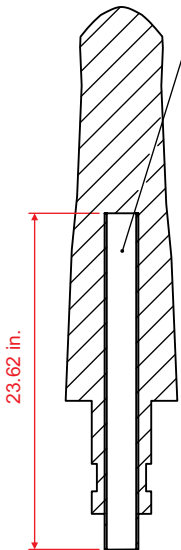


Top view



Front View

Tube 2" Ø, Sch. 40, thickness 0.153 in., Weight aprox 107,19 oz.



Measure

Total	Length: 10.31 in.
	Width: 9.44 in.
	Work Height: 28.34 in.
Reflective color:	White or amber

Anchorage

First mark the auger ubication, then perforate a hole 10 inches diameter and 9 inches depth with a perforating punch. Clear of dirt the hole as possible and pour the cement mix (previously prepared). Insert just the bollard base, check the level (no more, no less) and fill the rest of the hole to get a good cimentation.

