

A leader doesn't follow  
... marks the way

## WHAT A ROADWEILER BARRIER IS?

This type of barrier is ideal to deviate traffic in construction works, massive events or emergency situations, improving the safety of motorists and workers. Their modular design and easy installation transform it into a versatile and efficient option for transit management.

Modern and adaptable road safety barrier due can perfectly confine in linear way, curves or in quadrilateral way, easy to move thanks to hook.

Main function is to cordon off work or prohibited zones that function to delineate roads in a safe way.

## Features

- Modular road safety barrier to use in roads and traffic works.
- Allow a 90° turn among barriers, creating quadrilateral shapes according to the project needs.
- Male-female assembly system, easy to manage by a single person.
- Corners and round borders to reduce injuries in case of impact.
- Option to fill with water or sand on lower part for better stability (recommended to a 30% of capacity).
- Inner cap of 3.2 in to ease drainage.
- 90% stackable, saving space during transport and storage.
- 6 frontal hooks to close with pressure, 4 bolts in the corners to ensure the structure with straps.
- Top part designed to set a lamp.
- Manufactured with high density polyethylene through an injection process, providing resistance to impacts and avoiding deformations.
- Line colors: yellow, red, white or grey.
- Protection against UV rays and environmental changes.
- Designed to be managed by forklift.
- Allow water flow in case of rain, avoiding accumulations.
- **Option to create a 5 barriers convoy and one metal structure for extended use.**




Fill with water



Fill with sand



Use of forklift

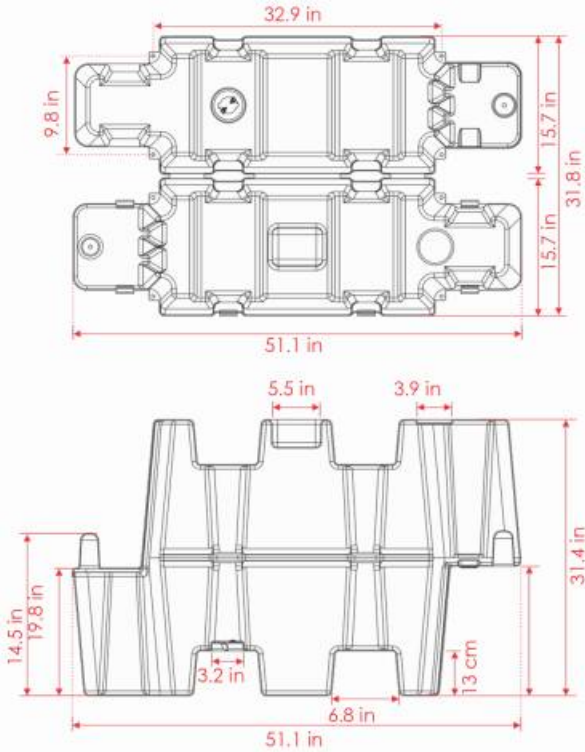


Space for lamp

# ROADWEILER BARRIER


Code: BP-130

Dimensions and other measures are nominal and may vary by +/- 2%.



## Measures

<b>Total</b>	Length: 51.1 in
	Width: 15.7 in
	Height: 31.4 in
<b>Ballast:</b>	Water or sand



## Cubic Capacity

- 20 ft Container = 385 Barriers
- 40 ft Container = 805 Barriers
- 48 ft Container = 1,050 Barriers
- 53 ft Container = 1,260 Barriers





## Features

- Convoy for traffic separation.
- Trolley to mount 5 barriers.
- Structure manufactured in a 3x3" angle steel with 6 swivel casters (with pedal to brake) of 8" of diameter to move barriers.
- 21.3 ft of length.

