

True leaders do not follow
...they lead the way

WHAT IS AN ABSORB?




Impact absorber with advanced attenuation technology, designed to maximize safety during vehicle collisions. The modular structure ensures full pass-through, eliminating dangerous rebounds or deviations.

Filled with water, it safely manages light impacts of up to 4,409 lb; filled with sand, it provides resistance against frontal impacts of up to 9,921 lb.

Perfect for use as an impact attenuator on urban roads and highways, and particularly suitable for gore points, ramps, interchanges, and other critical areas.

Features

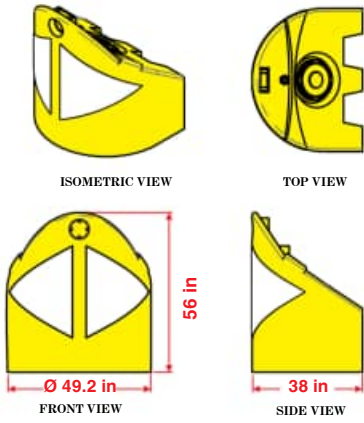
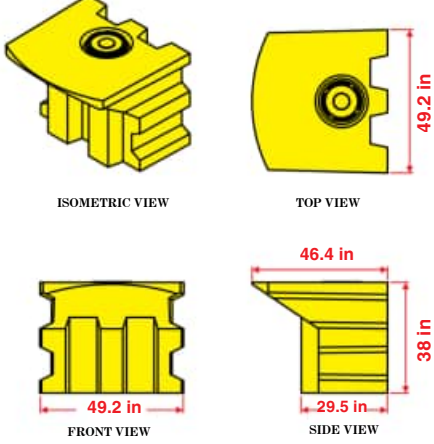
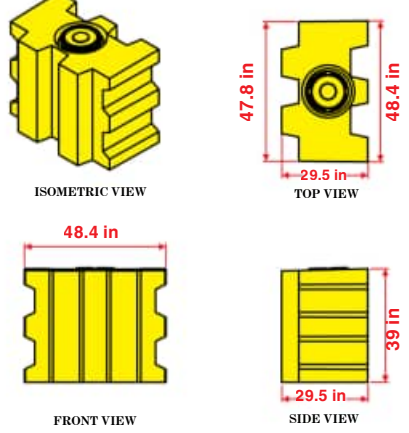
- In minor collisions, the device regains its original shape; under stronger impacts, it efficiently absorbs crash energy.
- Its operation is based on three configurations:
 - *Impactor*: Recommended for streets with low traffic flow.
 - *Impactor + Module 1*: Suitable for higher-traffic road sections.
 - *Impactor + Module 1 + Universal Module*: Provides greater impact coverage, expandable up to 6 modules depending on road risk level.
- The system is self-refilling with rainwater through a top cap and includes a bottom cap for easy draining.
- It is manufactured in one-piece solid structures, available in yellow, blue, or green.
- Ensures high resistance to weather and UV rays.
- The device is fully traversable.
- **Complies with NOM-008-SCT2-2013.**
- For added safety, it includes two front reflective white arrows for improved visibility at night or in low-light conditions, as well as a solar-powered flashing lamp.
- One day of solar charge: up to 36 hours of flashing operation.
- Automatic system: turns on at dusk and off at dawn.
- High-capacity battery: ensures up to 36 hours of continuous use after a full charge.



ABSORB 940

Code: ABS-940

Volumes, dimensions and other measurements are nominal and may vary by $\pm 2\%$

 <p>Main Module Capacity: 206.78 gal</p>	 <p>Coupling Module Capacity: 169.38 gal</p>	 <p>Universal Module Capacity: 147.38 gal</p>
--	---	---

Dimensions

- * **Impactor dimensions:** Length: 37.8 in, Width: 49.2 in, Height: 56 in
- * **Module 1 dimensions:** Length: 46.4 in, Width: 49.2 in, Height: 38 in
- * **Universal Module dimensions:** Length: 29.5 in, Width: 48.4 in, Height: 39 in
- * **Reflective color:** White
- * **Impactor weight (empty):** 77,162 lb
- * **Module 1 weight (empty):** 110,231 lb
- * **Universal Module (empty):** 77 lb
- * **Impactor filling capacity:** 206.78 gal
- * **Module 1 filling capacity:** 169.38 gal
- * **Universal Module filling capacity:** 147.38 gal



IMPACT ABSORPTION LEVELS WITH WATER-FILLED CONFIGURATION

