

OUTDOOR ASHTRAY



DESCRIPTION

- This street furniture is specially made for the collection of ashes and cigarette butts.
- Manufactured with 1/8" steel plate, 4" x 4" with a base of 6" x 6" x 1/4".
- It includes a stainless-steel ash plate on top that is useful for stubbing out cigarette butts.
- Attractive design.
- It's resistant to weather conditions.
- The tobacco brown powder coating finish guarantees optimum resistance to corrosion since it withstands up to 300 h in the salt spray test.
- It's recommended to install with four 5/16" x 3" lag screws with plastic dowels.
- Heavy-duty industrial lock with a triangle safety key.
- The sheet liner collects the ashes.
- Low maintenance.
- CEN-55 Wall-mounted model (optional).

CUSTOMIZATION

According to your needs, it can be labeled with your logo or the type of material it contains.

FUNCTIONALITY

- It's perfect for the collection of ashes and cigarette butts.
- Outdoor use.

Volumes, dimensions, and other measures are nominal and may vary by approximately 2%.

FEATURES

COLOR: Tobacco brown.

LARGE OUTDOOR ASHTRAY MEASURES:

Length: 3.90 in.

Width: 3.90 in.

Height: 3 ft 8 in.

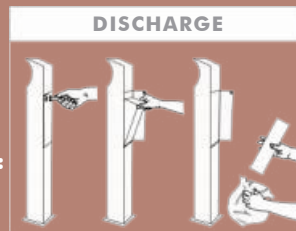
BASE MEASURES: 5.85 in. per side.

SMALL OUTDOOR ASHTRAY MEASURES:

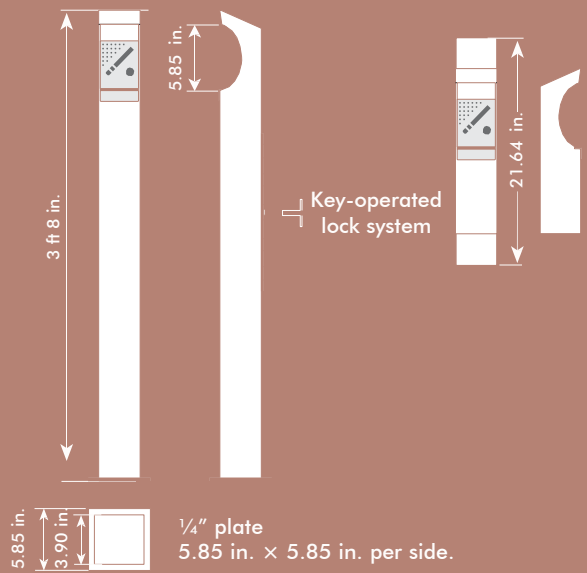
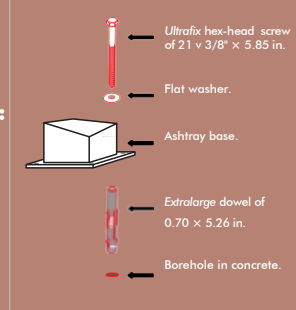
Length: 3.90 in.

Width: 3.90 in.

Height: 21.64 in.



INSTALLATION DETAILS



PERFECT FOR OUTDOORS.

